

**KEDIA** ADVISORY



# DAILY ENERGY REPORT

6 May 2026

**Kedia Stocks and Commodities Research Pvt. Ltd.**

SEBI Registration Number: INH000006156 | Disclaimer: <https://kediaadvisory.com/disclaimer>



### MCX UPDATE

Commodity	Expiry	Open	High	Low	Close	% Change
CRUDEOIL	18-May-26	9960.00	10066.00	9642.00	9698.00	-3.57
CRUDEOIL	18-Jun-26	9601.00	9700.00	9340.00	9396.00	-3.00
CRUDEOILMINI	18-May-26	9978.00	10070.00	9642.00	9699.00	-3.60
CRUDEOILMINI	18-Jun-26	9601.00	9704.00	9340.00	9395.00	-3.01
NATURALGAS	26-May-26	272.00	273.90	265.00	267.00	-2.73
NATURALGAS	25-Jun-26	300.30	302.60	293.50	295.50	-2.83
NATURALGAS MINI	26-May-26	271.70	274.00	265.10	267.00	30.11
NATURALGAS MINI	25-Jun-26	301.30	302.70	293.70	295.50	-6.79

### INTERNATIONAL UPDATE

Commodity	Open	High	Low	Close	% Change
Crudeoil \$	99.81	101.40	99.81	100.85	1.07
Natural Gas \$	2.7660	2.7790	2.7660	2.7740	0.22
Lme Copper	13132.75	13200.95	13105.58	13196.00	0.76
Lme Zinc	3373.50	3396.85	3361.90	3396.35	0.80
Lme Aluminium	3500.18	3598.10	3495.00	3575.75	1.63
Lme Lead	1975.00	1978.10	1971.75	1977.00	0.16
Lme Nickel	19607.00	19699.50	19535.88	19627.38	0.10

### OPEN INTEREST SNAPSHOT

Commodity	Expiry	% Change	% Oi Change	Oi Status
CRUDEOIL	18-May-26	-3.57	-13.40	Long Liquidation
CRUDEOIL	18-Jun-26	-3.00	0.00	Long Liquidation
CRUDEOILMINI	18-May-26	-3.60	-13.49	Long Liquidation
CRUDEOILMINI	18-Jun-26	-3.01	0.30	Fresh Selling
NATURALGAS	26-May-26	-2.73	6.81	Fresh Selling
NATURALGAS	25-Jun-26	-2.83	-23.78	Long Liquidation
NATURALGAS MINI	26-May-26	-2.77	30.11	Fresh Selling
NATURALGAS MINI	25-Jun-26	-2.76	-6.79	Long Liquidation

## Technical Snapshot



**SELL CRUDEOIL MAY @ 9800 SL 10000 TGT 9500-9300. MCX**

## Observations

Crudeoil trading range for the day is 9378-10226.

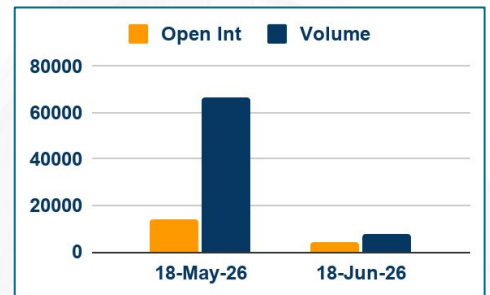
Crude oil slipped as investors weighed the risk of a broader conflict against the possibility that the escalation is part of ongoing negotiations.

The US and Iran exchanged fire in the Strait of Hormuz, casting doubt on the durability of a four-week ceasefire.

OPEC+ has agreed an increase in oil output of 188,000 barrels per day, the cartel said

Money managers cut their net long U.S. crude futures and options positions – CFTC

## OI & Volume



## Spread

Commodity	Spread
CRUDEOIL JUN-MAY	-302.00
CRUDEOILMINI JUN-MAY	-304.00

## Trading Levels

Commodity	Expiry	Close	R2	R1	PP	S1	S2
CRUDEOIL	18-May-26	9698.00	10226.00	9962.00	9802.00	9538.00	9378.00
CRUDEOIL	18-Jun-26	9396.00	9839.00	9618.00	9479.00	9258.00	9119.00
CRUDEOILMINI	18-May-26	9699.00	10232.00	9966.00	9804.00	9538.00	9376.00
CRUDEOILMINI	18-Jun-26	9395.00	9844.00	9620.00	9480.00	9256.00	9116.00
Crudeoil \$		100.85	102.28	101.57	100.69	99.98	99.10

## Technical Snapshot



**SELL NATURALGAS MAY @ 270 SL 275 TGT 265-260. MCX**

### Observations

Naturalgas trading range for the day is 259.7-277.5.

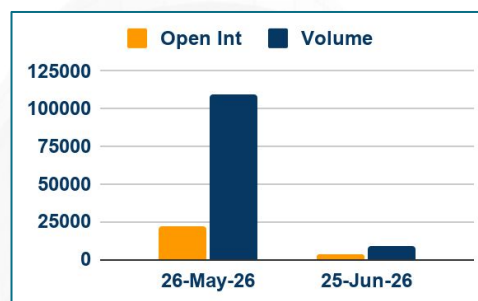
Natural gas eased on forecasts for less demand over the next two weeks than previously expected.

U.S. gas output dips as producers like EQT cut production amid low spot prices

Average gas output in the U.S. Lower 48 states fell to 109.1 billion cubic feet per day (bcfd) so far in May

EIA reported a 79 Bcf injection into storage, broadly in line with expectations of an 80 Bcf build.

### OI & Volume



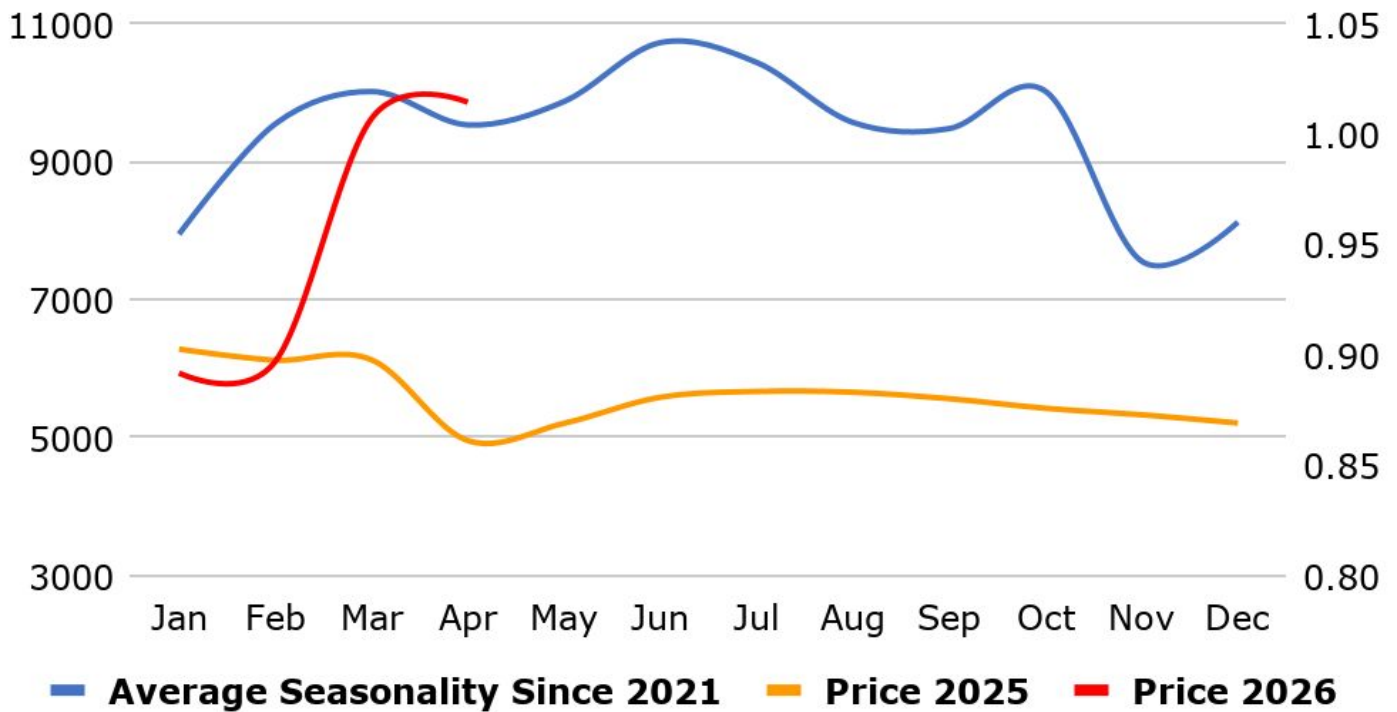
### Spread

Commodity	Spread
NATURALGAS JUN-MAY	28.50
NATURALGAS MINI JUN-MAY	28.50

### Trading Levels

Commodity	Expiry	Close	R2	R1	PP	S1	S2
NATURALGAS	26-May-26	267.00	277.50	272.20	268.60	263.30	259.70
NATURALGAS	25-Jun-26	295.50	306.30	300.90	297.20	291.80	288.10
NATGAS MINI	26-May-26	267.00	278.00	273.00	269.00	264.00	260.00
NATGAS MINI	25-Jun-26	295.50	306.00	300.00	297.00	291.00	288.00
Natural Gas \$		2.7740	2.7860	2.7800	2.7730	2.7670	2.7600

### MCX Crude Oil Seasonality



### MCX Natural Gas Seasonality



### Economic Data

Date	Curr.	Data
May 4	EUR	German Final Manufacturing PMI
May 4	EUR	Final Manufacturing PMI
May 4	EUR	Sentix Investor Confidence
May 4	USD	Factory Orders m/m
May 5	EUR	French Gov Budget Balance
May 5	USD	Trade Balance
May 5	USD	Final Services PMI
May 5	USD	ISM Services PMI
May 5	USD	JOLTS Job Openings
May 5	USD	New Home Sales
May 6	EUR	German Final Services PMI
May 6	EUR	Final Services PMI
May 6	EUR	PPI m/m

Date	Curr.	Data
May 7	EUR	German Factory Orders m/m
May 7	EUR	Retail Sales m/m
May 7	USD	Challenger Job Cuts y/y
May 7	USD	Unemployment Claims
May 7	USD	Prelim Nonfarm Productivity q/q
May 7	USD	Prelim Unit Labor Costs q/q
May 7	USD	Construction Spending m/m
May 7	USD	Natural Gas Storage
May 8	EUR	German Industrial Production m/m
May 8	EUR	German Trade Balance
May 8	USD	Average Hourly Earnings m/m
May 8	USD	Non-Farm Employment Change
May 8	USD	Unemployment Rate

### News you can Use

Japanese Finance Minister Satsuki Katayama warned against speculative moves in foreign exchange, after a brief jolt higher in the yen sparked speculation Tokyo had again intervened to support the currency. "As I have said repeatedly, we will take decisive measures against speculative moves, in accordance with the statement signed between Japan and the United States last year," Katayama told reporters after the Asian Development Bank's annual meeting in Uzbekistan. "Beyond that, I have nothing specific to add." Japan stepped into the market to support the yen last week, with money market data pointing to roughly \$35 billion in spending behind a sudden 3% rally in the currency on Thursday. The move on Monday was more modest, briefly pushing the yen from around 157.2 per dollar to just below 156 before it was quickly unwound, leaving it around 157. The joint statement Japan and the U.S. issued in September said foreign exchange interventions should be reserved for combating excess volatility. Japanese policymakers have cited the statement as giving them the right to intervene when the yen deviates from economic fundamentals and makes excessively big swings.

Euro zone firms see the risk of a new inflation surge akin to that seen after the COVID-19 pandemic if the war in Iran lasts months, disrupting the supply of fuel, hydrogen and helium, a European Central Bank survey showed. The European Central Bank left interest rates unchanged last week but debated a hike to combat soaring inflation and signalled that it may start raising borrowing costs in June. The ECB's quarterly survey of large companies found that those operating in air travel, logistics, chemicals, plastics and packaging industries had already raised their prices, often by double-digit percentages, or announced hikes, reflecting a surge in oil prices since the conflict started. But a broader pass-through to other prices, which is more relevant for ECB policy, was likely to be more gradual than at the time of Russia's invasion of Ukraine in 2022 because large companies had protected themselves against energy price swings. "This hedging should limit the impact somewhat in the short term, as the pass-through of higher energy prices for these firms was less direct, coming mainly or only via smaller, unhedged suppliers seeking higher input prices," the ECB said.

# Stay Ahead in Markets with Kedia Advisory



Get Live Commodity & Equity Market Updates backed by in-depth research, data-driven insights, and expert analysis.

## Why Kedia Advisory

-  Real-time market updates
-  Key levels & trend direction
-  Research-based market views
-  Trusted by active traders & investors

Visit: Kedia Advisory Website

[www.kediaadvisory.com](http://www.kediaadvisory.com)

CLICK HERE



SCAN ME



**Kedia Stocks and Commodities Research Pvt Ltd**

SEBI REGISTRATION NUMBER : INH000006156

Aadinath Commercial, Opp. Mumbai University, Vasant Valley Road, Khadakpada, Kalyan West

Investment in securities market are subject to market risks, read all the Related documents carefully before investing.



**Scan the QR to  
connect with us**

**KEDIA ADVISORY**

## **KEDIA STOCKS & COMMODITIES RESEARCH PVT LTD.**

Mumbai. INDIA.

For more details, please contact Mobile: +91 9619551022

Email: [info@kediaadvisory.com](mailto:info@kediaadvisory.com)

SEBI REGISTRATION NUMBER - INH000006156

For more information or to subscribe for monthly updates

Visit [www.kediaadvisory.com](http://www.kediaadvisory.com)

This Report is prepared and distributed by Kedia Stocks & Commodities Research Pvt Ltd. for information purposes only. The recommendations, if any, made herein are expressions of views and/or opinions and should not be deemed or construed to be neither advice for the purpose of purchase or sale through KSCRPL nor any solicitation or offering of any investment /trading opportunity. These information/opinions/ views are not meant to serve as a professional investment guide for the readers. No action is solicited based upon the information provided herein. Recipients of this Report should rely on information/data arising out of their own investigations. Readers are advised to seek independent professional advice and arrive at an informed trading/investment decision before executing any trades or making any investments. This Report has been prepared on the basis of publicly available information, internally developed data and other sources believed by KSCRPL to be reliable. KSCRPL or its directors, employees, affiliates or representatives do not assume any responsibility for or warrant the accuracy, completeness, adequacy and reliability of such information/opinions/ views. While due care has been taken to ensure that the disclosures and opinions given are fair and reasonable, none of the directors, employees, affiliates or representatives of KSCRPL shall be liable for any direct, indirect, special, incidental, consequential, punitive or exemplary damages, including lost profits arising in any way whatsoever from the information/opinions/views contained in this Report. The possession, circulation and/or distribution of this Report may be restricted or regulated in certain jurisdictions by appropriate laws. No action has been or will be taken by KSCRPL in any jurisdiction (other than India), where any action for such purpose (s) is required. Accordingly, this Report shall not be possessed, circulated and/ or distributed in any such country or jurisdiction unless such action is in compliance with all applicable laws and regulations of such country or jurisdiction. KSCRPL requires such a recipient to inform himself about and to observe any restrictions at his own expense, without any liability to KSCRPL. Any dispute arising out of this Report shall be subject to the exclusive jurisdiction of the Courts in India.